



*ONE PROJECT INSIDE*

**Ver.5.2**

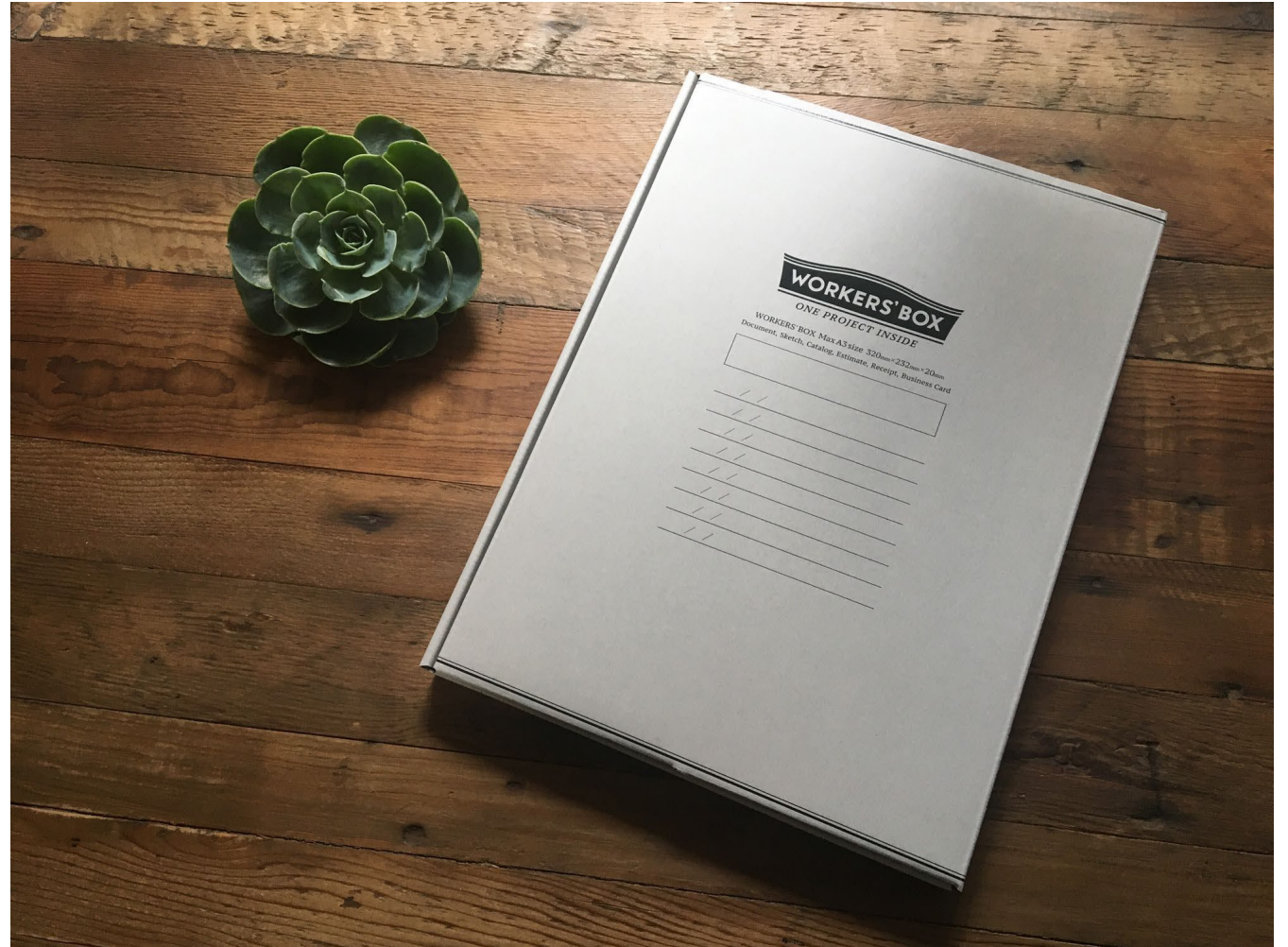


Anyone can use it to help them clean up their desk space  
and concentrate on work by using the simple rule of  
sorting all related documents for each project into one place.

# About

A Document box which organizes everything by project.

Proposals, drafts, reference materials, estimates, business cards, receipts, etc - organize your desk by gathering together all materials related to a project, no matter its size. It is a work tool which enables you to focus on your work.





# How to Use



## 1 Decide the title

Let's decide "where it belongs to" for papers and small articles which tends to be scattered in a busy schedule.

First, writing the title on the cover or the binding of "WORKERS'BOX" is the start point.



## 2 Organize everything

Next, throw in everything - no matter the size or width but whatever is related.

Knowing where they are is enough and no need to classify in detail.



## 3 Place like books

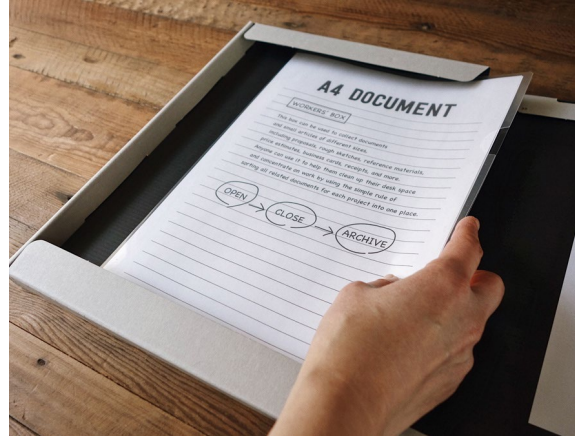
Lining them up like books on a shelf, it is easier to take them out and find them.

Let's put ones which you need to take out often near the desk and ones which you want to store on the shelf.

## Detail 1



Organize all documents related to a project.



Big enough to store A4 size clear document holder.



Binder that can set documents you reference.



Pocket that can store business cards and receipt.




Store a few A3 size documents without creases.



Inside is matte black.



## Detail 2



Write the title, schedule, and progress directly.



The right-opening style, like a book, allows for comfortable opening and closing.



There are two index columns, one on the spine and one on the bottom, which can be placed either vertically or horizontally according to the height of the shelf.



It is convenient to give a temporary title with masking tape if you cannot decide the title.

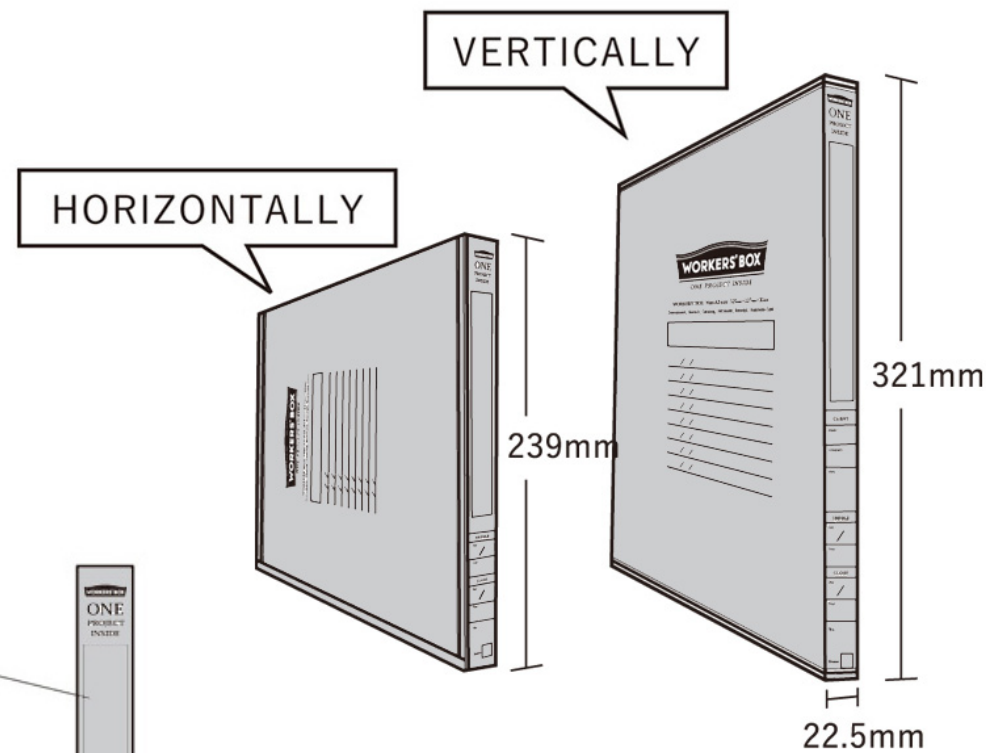
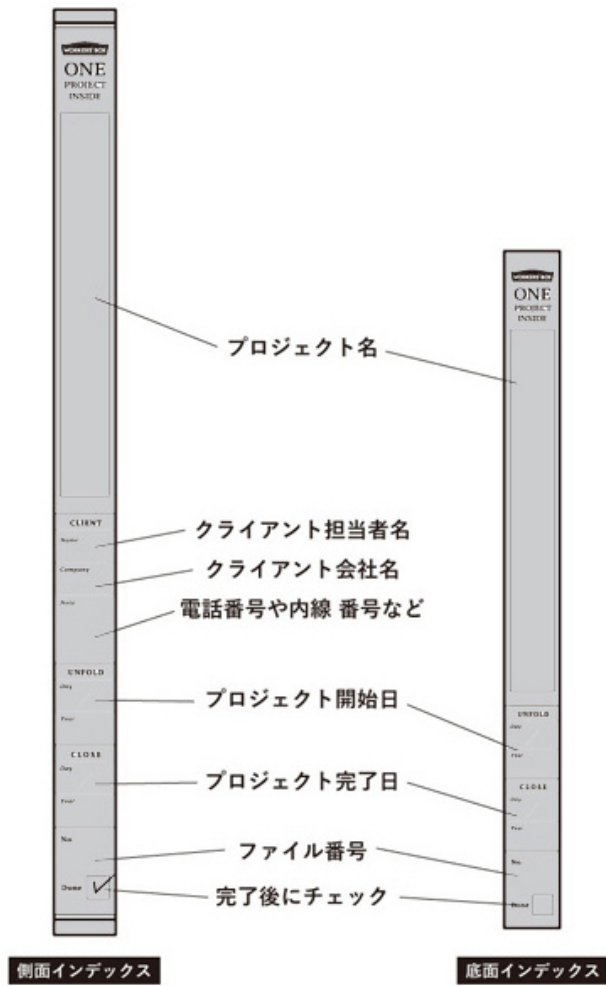
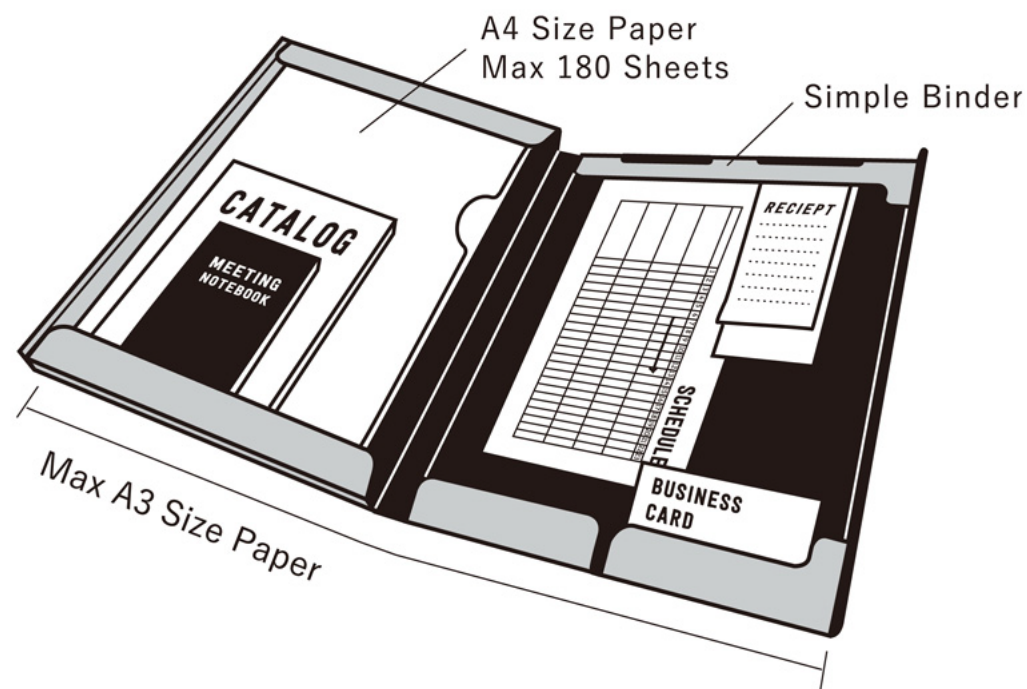


We have "WIDE" that is about three times thicker and can hold plenty of documents and accessories.



A dedicated stand which can group five together.



Detail 3











<u>Point</u>
Simplify organizing papers
Reduce search time to zero
Enough to store A4 size clear document holder
With two sides of binding and a bottom index
Place the box vertically or horizontally
Store about 180 papers
Store a few A3 size documents without creases
Sufficient durability to carry around

# Spec

<b>Name</b>	WORKERS'BOX
<b>Color</b>	Gray / Black
<b>Materials</b>	Coated Cardboard
<b>Outside Dimension</b>	W239 x H321 x D22.5mm
<b>Inside</b>	W232 x H320 x D20mm
<b>Document Size</b>	for A4 and US letter
<b>Weight</b>	122g
<b>Country</b>	Made in Japan



# Series 1 WIDE



This is a wide type that can hold everything in one place. prototypes, samples, and other three-dimensional objects.

A slide part is included as standard equipment to prevent contents from spilling out when the cover is opened. Slide it to the side for easy removal. The sliding part can also be removed.

Indexes are located on the spine and bottom.



Wide type for projects with a lot of documents. Nearly three times thicker than the standard type.



Internal dimension 5.6 cm. Figure compared to 500 sheets of copier paper.




Bulky items such as prototypes and color swatches can all be packed together.



Includes a slide part to prevent contents from falling out. Slide it to the side for easy removal.

## Series 2 STAND



It can store five WORKERS'BOXes at max.

If you manage them as a group, finding papers becomes easier. Its simple design blends into interiors and can be placed vertically or horizontally to fit the shelf.

They are designed to accommodate commercially available files and magazines, and look great when arranged on desks or bookshelves.



Group and organize related items. Because it is on paper, you can write directly on it.



It can hold five WORKERS'BOXes perfectly.



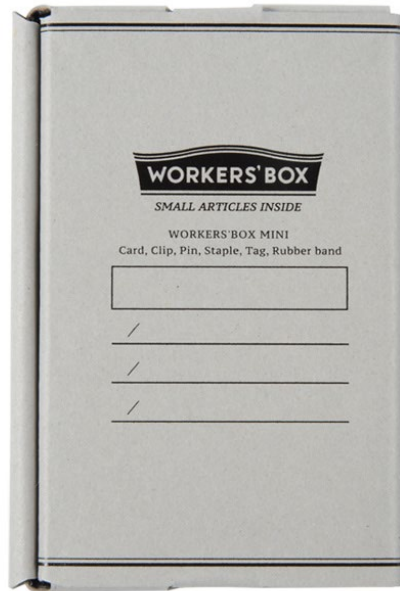
Indexes are located on the back and bottom. It can be placed either vertically or horizontally according to the height of the shelf.



It can hold two WORKERS'BOX WIDEs perfectly.



## Series 3 MINI



Keep your business cards beautifully organized in individual categories.

You can individually organize the business cards you receive into different categories, such as by business, occupation, or exhibition name.

Clips, pins, sticky notes and other everyday desktop accessories can also be sorted and managed by type of item.



The design of WORKERS'BOX is deformed to fit in the palm of your hand.



It can hold about 35 business cards.





Small desk accessories such as clips, pins, and sticky notes can be organized by genre.



This set of three boxes is fun to assemble.



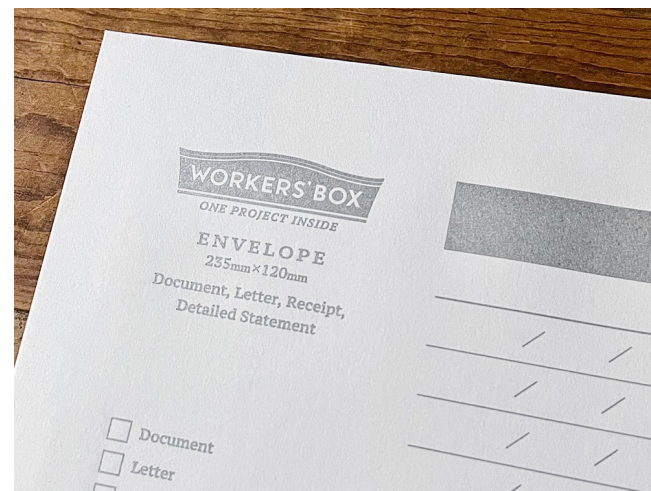
## Series 4 ENVELOPE



Common design that is easy to use with WORKERS'BOX.



Convenient for organizing receipts, etc.



Elegant hand-feel, uneven letterpress printing.



The back side also has the WORKERS'BOX logo.

These original envelopes share the same design as the WORKERS'BOX.


Receipts, small documents, letters, etc. can be collected and freely written on.

It is convenient to use with WORKERS'BOX for sorting.



# Series 5 HOLDER

*new*



This clear holder shares the same design as WORKERS'BOX.


It is made of translucent tracing paper, which is designed to be de-plasticized, so that you can see through it to the documents inserted inside, even though it is paper.

Because it is made of paper, you can write directly on it with a pen, making it convenient for sorting documents in WORKERS'BOX.

It can also be used as a stand-alone clear holder.



It can hold A4 size documents.



This design is common with the WORKERS'BOX.




It looks and sizes perfectly.



You can write directly on it with a pen. Oil-based pens are recommended.



## Others ① DESKSIDE AVENUE



Cute palm size



Arrange and enjoy small items in a row.



One house for small items around the desk.



With a small window for viewing the contents


This small box shaped like a house can be assembled by yourself.

It can be used for holding small objects such as clips, sticky notes, staples, and is also ideal as a gift for wrapping sweets.

If you line up lots of these together, your desk-side will be spruced up like a pretty avenue.



# LINE UP



## WORKERS'BOX

HMWB-1824  
4580309092921


¥ 600 + TAX



## WORKERS'BOX A4 set

HMWB-1820  
4580309092822

¥ 3,600 + TAX



## WORKERS'BOX WIDE

HMWB-1822  
4580309092907

¥ 800 + TAX



## WORKERS'BOX WIDE set

HMWB-1823  
4580309092914

¥ 2,200 + TAX

Color : Gray / Black  
Outside : W239 x H321 x D22.5mm  
Inside : W232 x H320 x D20mm  
Material : Coated Cardboard  
Weight : 122g  
Country : Made in Japan  
MOQ : 5

Color : Gray / Black  
Outside : W245 x H326 x D120mm  
Inside : W244 x H324 x D118mm  
Material : Coated Cardboard  
Weight : 748.5g  
Country : Made in Japan  
MOQ : 5

Color : Gray / Black  
Outside : W239 x H321 x D58mm  
Inside : W232 x H320 x D56mm  
Material : Coated Cardboard  
Weight : 190g  
Country : Made in Japan  
MOQ : 5

Color : Gray / Black  
Outside : W245 x H326 x D120mm  
Inside : W244 x H324 x D118mm  
Material : Coated Cardboard  
Weight : 518.5g  
Country : Made in Japan  
MOQ : 5

# LINE UP

Assembly required




WORKERS'BOX STAND  
(2/set)

HMWB-1807  
4580309092792

¥ 1,200 + TAX

Color : Gray / Black  
Outside : W245 x H326 x D120mm  
Inside : W244 x H324 x D118mm  
Material : Coated Cardboard  
Weight : 138.5g  
Country : Made in Japan  
MOQ : 5

Assembly required




WORKERS'BOX MINI  
(3/set)

HMWB-1811  
4580309092808

¥ 800 + TAX

Color : Gray / Black  
Outside : W65 x H96 x D14mm  
Inside : W57 x H93 x D11mm  
Material : Coated Cardboard  
Weight : 15g  
Country : Made in Japan  
MOQ : 5




WORKERS'BOX ENVELOPE

HMWB-1825  
4580309092976

¥ 545 + TAX

Color : White / Gray  
Size : W235 x H120 mm  
Contents : 5  
Material : Recycled paper  
Weight : 8.5g  
Country : Made in Japan  
MOQ : 5

new



WORKERS'BOX HOLDER

HMWB-1826  
4580309093065

¥ 1,000 + TAX

Color : Light Gray  
Size : W220 x H330 mm  
Contents : 10  
Material : Tracing paper  
Weight : 15g  
Country : Made in Japan  
MOQ : 5



# LINE UP

Assembly required



## DESKSIDE AVENUE

HMDA-2001  
4580309092877

¥ 490 + TAX

Color : Gray / Black  
Size : W52 x H76 x D30mm  
Contents : 2  
Material : Paper  
Weight : 15g  
Country : Made in Japan  
MOQ : 5

# PARTNER

Of the retailers that sell the WORKERS'BOX series, those that meet the following conditions will be certified as "partners".

We will provide samples for display and introduce them on our official website as "stores where you can touch and try" with a photo of the store.

When customers ask us where they can purchase our products nearby, we will proactively provide them with information.

1. Physical store

2. More than two orders

3. long-lasting business relationship

CHIBA

## DIC 川村記念美術館

〒285-8505  
千葉県佐倉市坂戸631  
休業日：月（祝日の場合は翌平日）

A4 WIDE STAND

WEB SITE [🔗](#)



TOKYO

## Assist On

〒101-0052  
東京都千代田区神田小川町3-20  
越後屋ビル2F  
休業日：水

A4 WIDE STAND MINI TAPE

WEB SITE [🔗](#)



## ANGERS ravissant

### 神田スクエア店

〒101-0054  
東京都千代田区神田錦町2丁目2-1  
KANDA SQUARE 1階  
休業日：日・祝

A4 WIDE STAND MINI

WEB SITE [🔗](#)



## 代官山 鳥屋書店

〒150-0033  
東京都渋谷区猿樂町17-5  
休業日：なし

A4 WIDE STAND MINI TAPE

WEB SITE [🔗](#)





## HI MOJIMOJI

Company	HI MOJIMOJI corporation
Founder	Atsushi Matsuoka
Date of foundation	April 28,2010
About our business	Development and Sales of original products Operation of direct store online.
Location	3-13-11-101 Inokashira Mitaka,Tokyo 1810001 Japan
TEL	+81-422-47-6115 (weekday 10:00-18:00)
FAX	+81-422-26-8587
MAIL	info@hi-mojimoji.com
URL	<a href="http://www.hi-mojimoji.com">http://www.hi-mojimoji.com</a> <a href="https://www.workers-box.com">https://www.workers-box.com</a>

## Kneepon from Nippon!

Our mission is to spread ideas from Japan by tapping on your knee.

---

## History

Founded in April 2010

Prize:GOOD DESIGN AWARD 2012 / 2015 / 2016

